

# FUND FACTSHEET

## EDENTREE AMITY INTERNATIONAL FUND

### SHARE CLASS A

April 2019



#### Investment Objective

To achieve long-term capital growth with a reasonable level of income primarily through a diversified portfolio of International companies. The Amity International Fund seeks to invest in a portfolio of companies which make a positive contribution to society and the environment through sustainable and socially responsible practices.

#### Fund Manager

Manager name:	Robin Hepworth
Start Date:	13/09/1999
Manager name:	David Osfield
Start Date:	15/08/2016
Manager name:	Thomas Fitzgerald
Start Date:	01/08/2018

#### Price Information

Single price:	259.10p (as at 31/03/2019)
Currency:	British Pound
Pricing:	Daily
Historic Yield (%)*:	1.22

#### Fund Facts

Fund Size:	£210.84m
IA Sector:	Global
Index:	FTSE World
Asset Class:	Equity
Launch Date:	13/09/1999
Domicile:	United Kingdom
ISA:	Available and Eligible
Number of Holdings:	64
Minimum Investment:	£1,000

#### Identifiers

Sedol:	0844866
ISIN:	GB0008448663

#### Dividends

Ex-Dividend Date:	01/01, 01/07
Dividend Pay Date:	30/04, 31/08

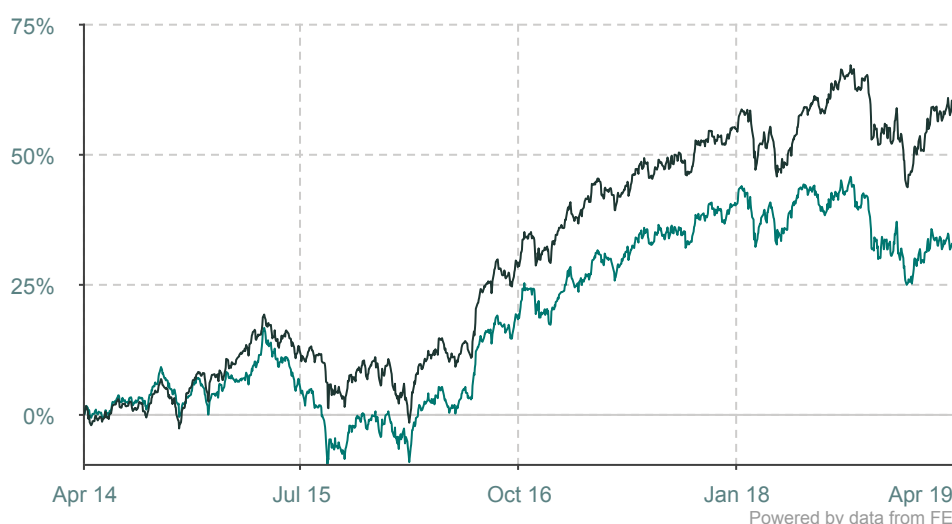
#### Charges

AMC†:	1.50%
Ongoing Charge:	1.58%
Initial Charge:	5.00%

#### Fund Manager Commentary

March saw global equities build on the strong gains of 2019, returning 3.4% in GBP terms, while the fund gained 1.6%. Central banks, led by the Federal Reserve, continued their dovish orientation, driving further performance disparity between growth and value stocks. March saw the MSCI growth index outperforming its value peer by c.1.8% in GBP terms, taking the 2019 outperformance to 4.5%. A further reflection of the growth appetite is the Nasdaq's 14.6% rise year-to-date, outperforming FTSE World by c.4.6%. In a similar vein, US equity markets continue to outperform peers returning 4%. The backdrop of deteriorating global growth led Europe to underperform rising only 2.6% in GBP terms. By sub-sector, the key outperformer continued to be Tobacco, rising 9.3% and 20.6% year-to-date, following a poor 2018. In terms of stock performance, Sony fell 15% on concerns of slowing growth and lack of restructuring momentum. In terms of positive contributors, signs of improving trade rhetoric between the US and China provided stimulus for our exposed holdings, namely, Hi-P (+19%), Chroma Ate (+17%), Horiba (+10%) and Sporton (10%). We initiated a new position in SAP, which we view as increasingly enabling the demand for resource efficiency through cloud-based enterprise planning solutions.

#### Cumulative Performance (as at 31/03/2019)



■ Amity International

■ IA Global

#### Cumulative Performance (as at 31/03/2019)

	1m	3m	6m	1y	3y	5y	10y
Fund	0.31%	5.86%	-6.50%	-1.64%	29.05%	32.74%	146.49%
Sector	2.57%	9.81%	-2.74%	8.97%	43.82%	60.24%	199.75%
Quartile	4	4	4	4	4	4	4

#### Discrete Performance (as at 31/12/2018)

	31/12/2013 to 31/12/2014	31/12/2014 to 31/12/2015	31/12/2015 to 31/12/2016	31/12/2016 to 31/12/2017	31/12/2017 to 31/12/2018
Fund	3.48%	-3.41%	23.48%	13.46%	-10.50%
Sector	7.09%	2.77%	23.33%	14.02%	-5.72%
Quartile	4	4	2	2	4

Source: FE. Fund and Sector performance is shown in local currency, on a bid to bid basis with income re-invested into the fund.


Top 10 Holdings

Name	%
ALPHABET INC CAPITAL STOCK USD0.001 CL A	3.61%
CISCO SYSTEMS INC	3.29%
GLAXOSMITHKLINE ORD GBP0.25	2.60%
MEDTRONIC PLC COMMON STOCK STOCK	2.59%
ING GROEP N.V. EURO.01	2.41%
NXP SEMICONDUCTORS N V COM STK	2.37%
DAH SING BANKING G NPV	2.35%
MICROSOFT CORP COM	2.33%
BINGO INDUSTRIES L NPV	2.13%
NOVARTIS AG CHF0.50 (REGD)	2.12%

Ratings and Awards

FE Crown Rating: 

Alpha Manager: 

Rayner Spencer Mills Rating: 

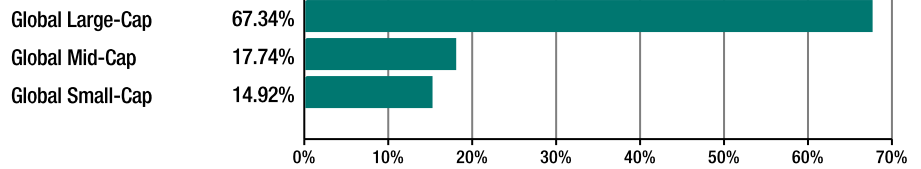
Contact Information

EdenTree Investment Management  
 PO Box 3733  
 Swindon  
 SN4 4BG

Investment professionals – 0800 011 3821  
 Private individuals – 0800 358 3010  
 Charity fund enquiries – 0800 032 3778

www.edentreeim.com

Capitalisation of Assets




Sector Breakdown



Region Breakdown



Asset Breakdown



\*Past 12 months' distributions as a % of midshare price, excluding preliminary charge. Yield figures are as at 31/03/2019. Past performance should not be seen as a guide to future performance. The value of an investment and the income from it can fall as well as rise as a result of market and currency fluctuations, you may not get back the amount originally invested. This factsheet should not be interpreted as financial advice. If you are unsure which investment is most suited for you, the advice of a qualified financial adviser should be sought. EdenTree Investment Management Limited (EdenTree) Reg. No. 2519319. Registered in England at Beaufort House, Brunswick Road, Gloucester, GL1 1JZ, United Kingdom. EdenTree is authorised and regulated by the Financial Conduct Authority and is a member of the Investment Association. Firm Reference Number 527473.