

FUND FACTSHEET

EDENTREE UK EQUITY GROWTH FUND

SHARE CLASS A

April 2019



Investment Objective

The fund aims to achieve long-term capital growth with a reasonable level of income. The UK Equity Growth Fund is designed to invest primarily in a range of UK incorporated and/or listed companies which the Manager believes offer good potential for long-term capital growth.

Fund Manager

Manager name:	Philip Harris
Start Date:	01/09/2015
Manager name:	Ketan Patel
Start Date:	01/09/2016

Price Information

Single price:	275.10p (as at 31/03/2019)
Currency:	British Pound
Pricing:	Daily
Historic Yield (%)*:	1.23

Fund Facts

Fund Size:	£160.43m
IA Sector:	UK All Companies
Index:	FTSE All Share
Asset Class:	Equity
Launch Date:	13/09/1999
Domicile:	United Kingdom
ISA:	Available and Eligible
Number of Holdings:	61
Minimum Investment:	£1,000

Identifiers

Sedol:	0844598
ISIN:	GB0008445982

Dividends

Ex-Dividend Date:	01/01, 01/07
Dividend Pay Date:	30/04, 31/08

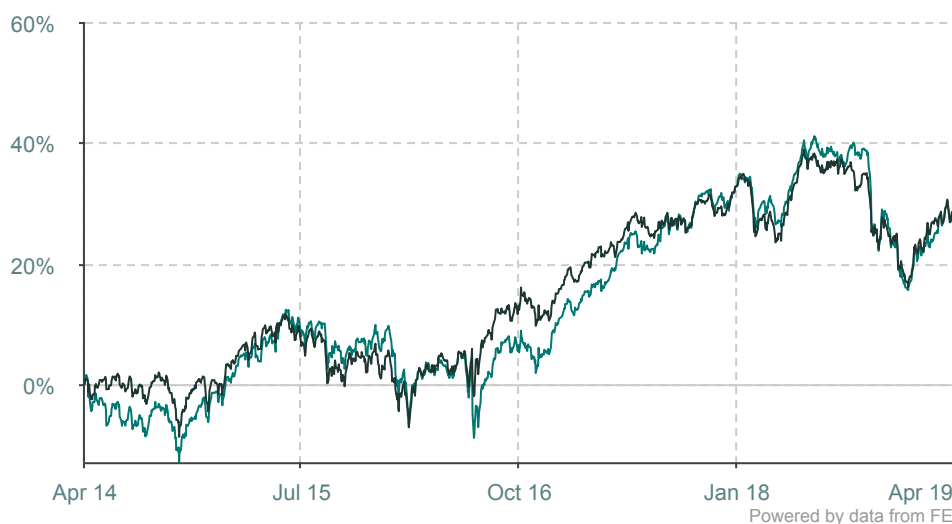
Charges

AMC†:	1.50%
Ongoing Charge:	1.59%
Initial Charge:	5.00%

Fund Manager Commentary

March saw the FTSE 100, FTSE 250 and FTSE small cap return 2.9%, -0.3% and 0.8% respectively. Theresa May's Brexit deal was defeated twice more in the House Commons. MP's tried to break the Brexit impasse via a series of indicative votes, but no alternative option was able to garner a majority. Sterling was volatile against the Dollar, largely reflecting investor perceptions of a possible no deal Brexit. Holding 4imprint rose on the back of a strong set of results whilst Diversified Gas & Oil, Gooch & Housego and Blue Prism also performed well during the month. Falls in JTC PLC, Smart Metering Systems, Ashtead and Victrex PLC impacted performance. In terms of portfolio activity, we started positions in NCC Group PLC, a provider of cyber security and risk mitigation services and Rotork PLC, a provider of solutions to the valve industry. We took part in the IPO of Diaceutics, a biotechnology company. We increased our positions in Marlowe PLC and JTC PLC. We took profits in Future, Diversified Gas & Oil and Victrex PLC and reduced our positions in Scapa Group PLC, Eco Animal Health Group PLC and sold out of Datalex and Springfield.

Cumulative Performance (as at 31/03/2019)



■ UK Equity Growth

■ IA UK All Companies

Cumulative Performance (as at 31/03/2019)

	1m	3m	6m	1y	3y	5y	10y
Fund	2.38%	9.56%	-7.57%	0.79%	24.68%	28.22%	275.07%
Sector	1.88%	9.02%	-4.57%	2.86%	24.54%	28.55%	191.08%
Quartile	2	2	4	3	2	2	1

Discrete Performance (as at 31/12/2018)

	31/12/2013 to 31/12/2014	31/12/2014 to 31/12/2015	31/12/2015 to 31/12/2016	31/12/2016 to 31/12/2017	31/12/2017 to 31/12/2018
Fund	0.42%	11.01%	1.64%	19.20%	-11.84%
Sector	0.64%	4.86%	10.82%	13.99%	-11.19%
Quartile	2	1	4	1	3

Source: FE. Fund and Sector performance is shown in local currency, on a bid to bid basis with income re-invested into the fund.

Top 10 Holdings

Name	%
FUTURE PLC PLC	4.57%
BELLWAY GBPO.125	3.31%
BP ORD USD0.25	3.13%
BLUE PRISM GROUP P ORD GBPO.01	2.96%
ASHTEAD GROUP ORD GBPO.10	2.88%
RIO TINTO ORD GBPO.10	2.78%
RELX PLC	2.65%
NEXT ORD GBPO.10	2.57%
ST JAMES'S PLACE ORD GBPO.15	2.49%
PRUDENTIAL GBPO.05	2.48%

Ratings and Awards

FE Crown Rating: 

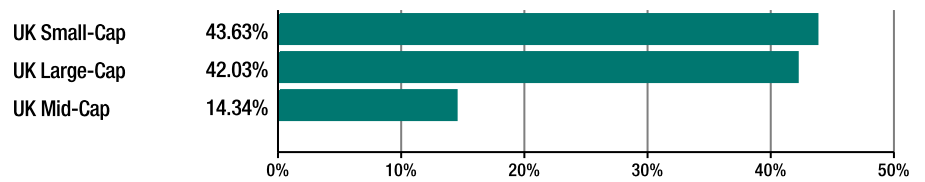
Contact Information

EdenTree Investment Management
 PO Box 3733
 Swindon
 SN4 4BG

Investment professionals – 0800 011 3821
 Private individuals – 0800 358 3010
 Charity fund enquiries – 0800 032 3778

www.edentreeim.com

Capitalisation of Assets



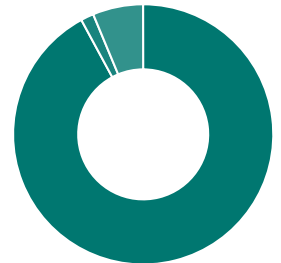
Sector Breakdown

Financials	28.16%
Consumer Services	21.23%
Industrials	11.98%
Health Care	7.37%
Technology	7.02%
Basic Materials	6.90%
Consumer Goods	5.41%
Oil & Gas	4.53%
Telecommunications	1.11%
Cash	6.28%



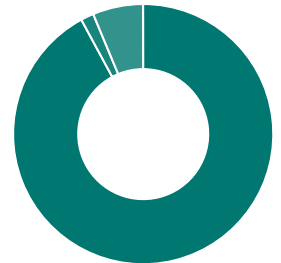
Region Breakdown

United Kingdom	92.11%
Ireland	1.61%
Cash	6.28%



Asset Breakdown

UK Equities	92.11%
Overseas Equities	1.61%
Cash	6.28%



*Past 12 months' distributions as a % of midshare price, excluding preliminary charge. Yield figures are as at 31/03/2019. Past performance should not be seen as a guide to future performance. The value of an investment and the income from it can fall as well as rise as a result of market and currency fluctuations, you may not get back the amount originally invested. This factsheet should not be interpreted as financial advice. If you are unsure which investment is most suited for you, the advice of a qualified financial adviser should be sought. EdenTree Investment Management Limited (EdenTree) Reg. No. 2519319. Registered in England at Beaufort House, Brunswick Road, Gloucester, GL1 1JZ, United Kingdom. EdenTree is authorised and regulated by the Financial Conduct Authority and is a member of the Investment Association. Firm Reference Number 527473.