

FUND FACTSHEET

EDENTREE GLOBAL IMPACT BOND FUND

SHARE CLASS B

May 2024



Fund Manager

Manager Name: David Katimbo-Mugwanya

Start Date: 24/01/2022

Manager Name: Michael Sheehan

Start Date: 24/01/2022

Price Information

Single price: 86.31p (as at 31/05/2024)

Currency: GBP

Pricing: Daily

Distribution Yield*:** 3.30%

Historic Yield*: 3.01%

Underlying Yield: 2.75%

Weighted Yield to Maturity: 5.0898

Duration: 6.77

Fund Facts

Fund Size: £25.69m

Investment Association Sector: IA Global Corporate Bond

Index:** iBoxx Global Green, Social & Sustainability Bonds TR (GBP Hedged)

Asset Class: Fixed Income

Fund Launch Date: 24/01/2022

Share Class Inception Date: 24/01/2022

Domicile: United Kingdom

ISA: Eligible

No. of Holdings: 61

Identifiers

SEDOL: BP5FBJ0

ISIN: GB00BP5FBJ01

Dividends

Ex-Dividend Date: 01/01, 01/04, 01/07, 01/10

Dividend Pay Date: 28/02, 31/05, 31/08, 30/11

Charges

AMC†: 0.55%

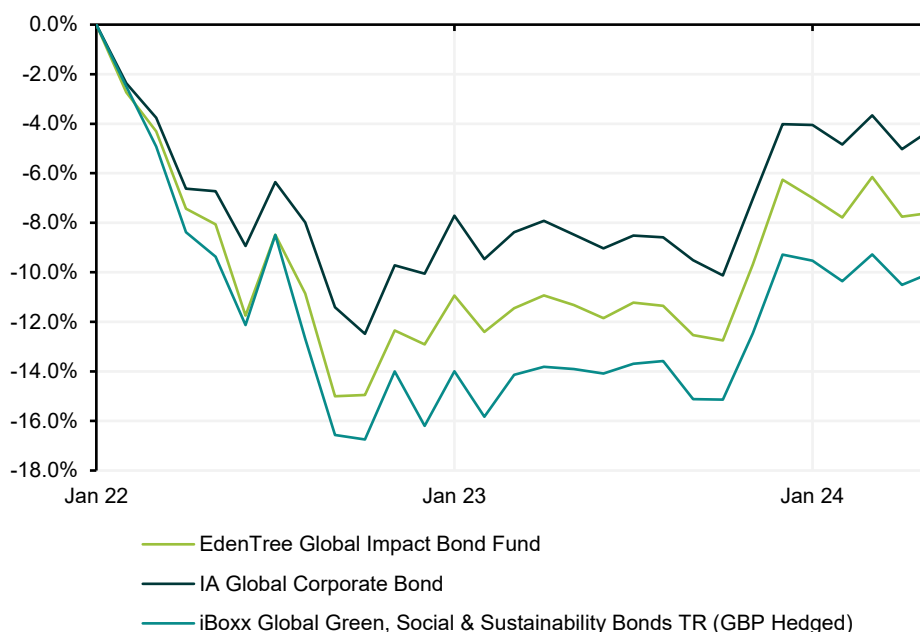
Ongoing Charge: 0.60%

Initial Charge: 0.00%

Investment Objective

To deliver measurable positive environmental and social impact alongside a regular level of income, payable quarterly. The EdenTree Global Impact Bond Fund will seek to achieve the investment objective by investing in a globally diversified set of publicly listed fixed interest securities issued by companies that make a positive contribution to society and the environment through sustainable and socially responsible practices.

Cumulative Performance (as at 31/05/2024)



Cumulative Performance (as at 31/05/2024)

	1m	3m	6m	1y
Fund	0.17%	0.21%	2.32%	4.20%
IA Sector	0.86%	0.66%	3.04%	4.66%
Index	0.56%	0.39%	2.81%	4.53%

Discrete Annual Performance (as at 31/12/2023)

	2023
Fund	7.64%
IA Sector	6.72%
Index	8.24%

Fund, Index and Sector performance reported in GBP. Fund performance calculated on a net total return NAV to NAV basis with net income reinvested into the Fund. Share class performance inception date: 24/01/2022.

Source: © 2024 Morningstar. All Rights Reserved. The information, data, analyses and opinions ("Information") contained herein: (1) include the proprietary information of Morningstar and its content providers; (2) may not be copied or redistributed except as specifically authorised; (3) do not constitute investment advice; (4) are provided solely for informational purposes; (5) are not warranted to be complete, accurate or timely; and (6) may be drawn from data published on various dates. Morningstar is not responsible for any trading decisions, damages or other losses related to the Information or its use.

Top Holdings

Name	
GERMANY(FEDERAL TBOND 2.3% 15/02/2033	4.39%
AXA SA 1.375%-FRN LT2 07/10/41 EUR	2.90%
YORKSHIRE WTR FIN 5.25% GTD 28/04/2030 GBP	2.78%
MOTABILITY OPERATI 3.875% GTD SNR 24/01/34 EUR	2.68%
UK(GOVT OF)1.5% SNR 31/07/2053 GBP1000	2.68%
UNITED UTILS WAT F 3.75% GTD SNR 23/05/34 EUR	2.56%
PLACES FOR PPLE TS 6.25% GTD SNR 06/12/41 GBP	2.49%
GERMANY(FEDERAL TBOND 0.0% 15/08/2050	2.42%
SEVERN TRENT FIN 4% GTD SNR 05/03/2034 EUR	2.29%
EUROPEAN UNION 2.75% NTS 04/12/37 EUR1000	2.22%

Ratings and Awards

Citywire Fund Manager Rating



Contact Information

EdenTree Investment Management
Sunderland, SR43 4AU

Investment Professionals | 0800 011 3821, or
clientservice@edentreeim.com
Private Individuals | 0800 358 3010
www.edentreeim.com

Past performance should not be seen as a guide to future performance. The value of an investment and the income from it can fall as well as rise as a result of market and currency fluctuations, you may not get back the amount originally invested. This factsheet should not be interpreted as financial advice. If you are unsure which investment is most suited for you, the advice of a qualified financial adviser should be sought.

EdenTree Investment Management Limited (EdenTree) Reg. No. 2519319. Registered in England at Benefact House, 2000, Pioneer Avenue, Gloucester Business Park, Brockworth, Gloucester, GL3 4AW, United Kingdom. EdenTree is authorised and regulated by the Financial Conduct Authority and is a member of the Investment Association. Firm Reference Number 527473.

Asset Breakdown

Corporate Bonds	74.53%
Government Bonds	16.66%
Supranational Bonds	7.23%
Cash	1.58%



ESG Bond Labelling

Impact - Sustainable Solutions	62.67%
Impact - Social Infrastructure	22.41%
Impact - Health & Wellbeing	3.60%
Impact - Education	1.65%
Responsible	9.67%

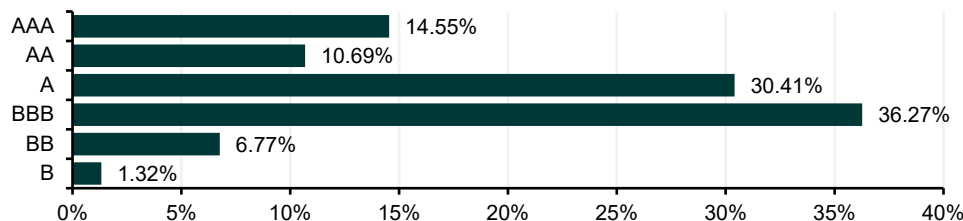


Currency Allocation

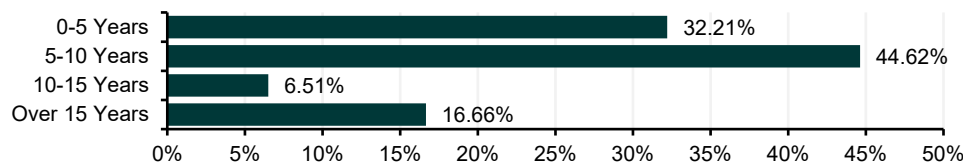
EUR	39.29%
USD	37.03%
GBP	22.90%
CAD	0.79%



Bond Rating



Bond Maturity



Yield figures are as at 31/05/2024. Rounding may cause small differences in percentages included in this document.

*Past 12 months' distributions as a % of midshare price, excluding preliminary charge.

**We compare the fund's performance to the iBoxx Global Green, Social & Sustainability Bonds TR (GBP Hedged) Index, however the portfolio manager is not bound or influenced by the index when making investment decisions.

***The Distribution Yield reflects the amounts that may be expected to be distributed over the next 12 months as a percentage of the mid-market unit price of the fund. The Underlying Yield reflects the annualised income net of expenses of the fund (calculated in accordance with relevant accounting standards) as a percentage of the midmarket unit price of the fund. Both Yields are based on a snapshot of the portfolio on that day. The yields do not include any preliminary charge and investors may be subject to tax on distributions.

†AMC is charged to capital for all share classes of this fund which could constrain the potential growth of your investment.