

FUND FACTSHEET

EDENTREE RESPONSIBLE AND SUSTAINABLE MANAGED INCOME FUND SHARE CLASS B



October 2024

Fund Manager

Manager Name:	Greg Herbert
Start Date:	01/03/2023
Manager Name:	Michael Sheehan
Start Date:	01/03/2023

Price Information

Single price:	133.60p (as at 31/10/2024)
Currency:	GBP
Pricing:	Daily
Historic Yield*:	4.59%

Fund Facts

Fund Size:	£324.66m
Investment Association Sector:	IA Mixed Investment 40-85% Shares
Index**:	FTSE All Share
Asset Class:	Mixed Asset
Fund Launch Date:	17/11/1994
Share Class Inception Date:	17/11/1994
Domicile:	United Kingdom
ISA:	Eligible
No. of Holdings:	69

Identifiers

SEDOL:	0944971
ISIN:	GB0009449710

Dividends

Ex-Dividend Date:	01/01, 01/07
Dividend Pay Date:	28/02, 31/08

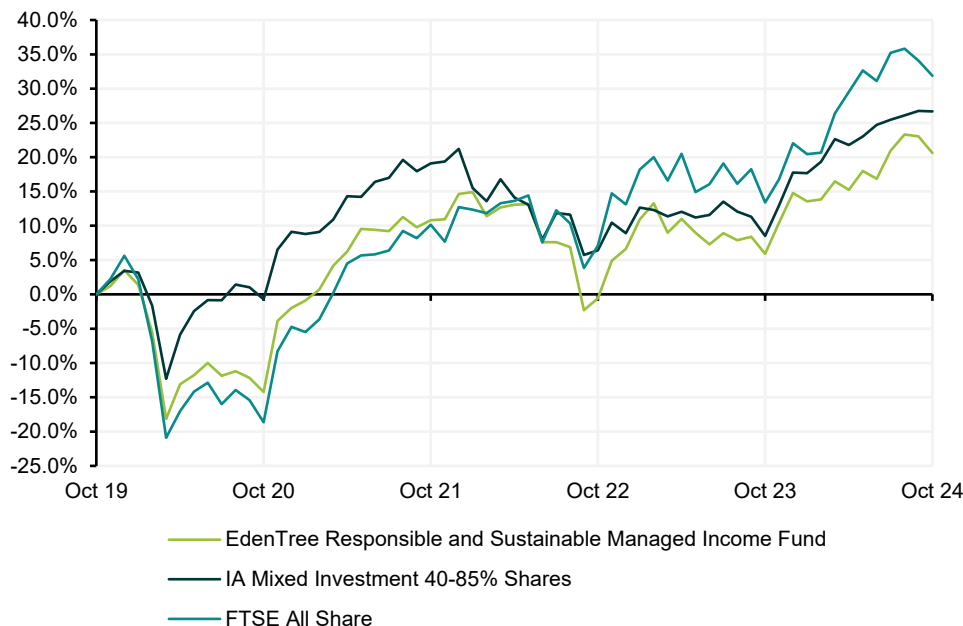
Charges

AMC†:	0.75%
Ongoing Charge:	0.81%
Synthetic OCF:	0.95%
Initial Charge:	0.00%

Investment Objective

To prioritise income, with the aim of exceeding the yield of the FTSE 250 Mid-Cap Index, together with capital growth over the longer term, five years or more. The Manager will seek to achieve the investment objective by investing in a mix of equities, fixed-interest securities and cash equivalents. The Fund will maintain a bias towards equities of 60 – 85%.

Cumulative Performance (as at 31/10/2024)



Cumulative Performance (as at 31/10/2024)

	1m	3m	6m	1y	3y	5y	10y
Fund	-1.98%	-0.30%	4.66%	13.90%	8.86%	20.62%	59.93%
IA Sector	-0.05%	0.96%	4.01%	16.74%	6.38%	26.68%	75.26%
Index	-1.64%	-2.47%	1.81%	16.30%	19.72%	31.88%	81.86%

Discrete Annual Performance (as at 31/12/2023)

	2023	2022	2021	2020	2019
Fund	7.63%	-6.98%	16.95%	-5.32%	13.85%
IA Sector	8.11%	-10.16%	11.10%	5.50%	15.94%
Index	7.92%	0.34%	18.32%	-9.82%	19.17%

Fund, Index and Sector performance reported in GBP. Fund performance calculated on a net total return NAV to NAV basis with net income reinvested into the Fund.

Source: © 2024 Morningstar. All Rights Reserved. The information, data, analyses and opinions ("Information") contained herein: (1) include the proprietary information of Morningstar and its content providers; (2) may not be copied or redistributed except as specifically authorised; (3) do not constitute investment advice; (4) are provided solely for informational purposes; (5) are not warranted to be complete, accurate or timely; and (6) may be drawn from data published on various dates. Morningstar is not responsible for any trading decisions, damages or other losses related to the Information or its use.

Top Holdings

Name	
RELX PLC	3.81%
NATIONAL GRID PL	3.42%
SCHNEIDER ELECTR	3.33%
AXA	3.27%
VEOLIA ENVIRONNE	3.17%
BUNZL PLC	2.75%
SSE PLC	2.70%
LEGAL & GEN GRP	2.45%
LLOYDS BANKING	2.37%
TESCO PLC	2.34%

Ratings and Awards



Contact Information

EdenTree Investment Management
Sunderland, SR43 4AU

Investment Professionals | 0800 011 3821, or
clientservice@edentreeim.com
Private Individuals | 0800 358 3010
www.edentreeim.com

From 15 November 2021 the Higher Income Fund became the EdenTree Responsible and Sustainable Managed Income Fund.

Past performance should not be seen as a guide to future performance. The value of an investment and the income from it can fall as well as rise as a result of market and currency fluctuations, you may not get back the amount originally invested. This factsheet should not be interpreted as financial advice. If you are unsure which investment is most suited for you, the advice of a qualified financial adviser should be sought.

EdenTree Investment Management Limited (EdenTree) Reg. No. 2519319. Registered in England at Benefact House, 2000, Pioneer Avenue, Gloucester Business Park, Brockworth, Gloucester, GL3 4AW, United Kingdom. EdenTree is authorised and regulated by the Financial Conduct Authority and is a member of the Investment Association. Firm Reference Number 527473.

Asset Breakdown

Equities	61.95%
Corporate Bonds	18.13%
Infrastructure	9.37%
REITs	5.69%
Government Bonds	2.27%
Other Bonds	0.94%
Cash	1.64%



Sector Breakdown

Financials	34.73%
Utilities	11.58%
Industrials	11.39%
Health Care	7.48%
Consumer Disc.	6.87%
Real Estate	5.69%
Consumer Staples	5.11%
Communications	4.81%
Other	10.70%
Cash	1.64%

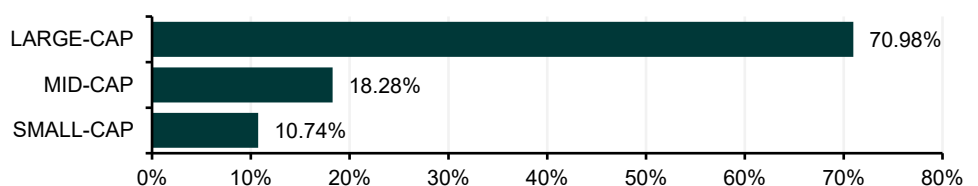


Region Breakdown

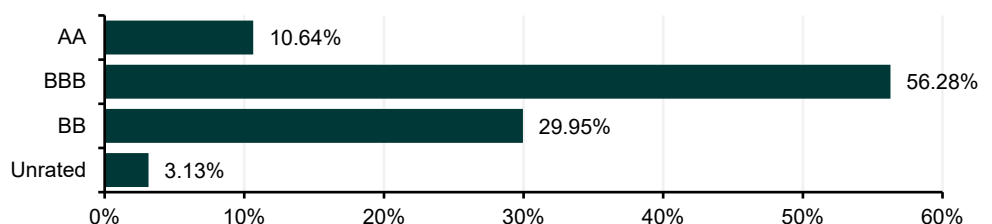
United Kingdom	63.00%
France	17.47%
United States	5.64%
Netherlands	4.24%
Germany	3.46%
Denmark	1.61%
Italy	1.44%
Singapore	0.74%
Other	0.74%
Cash	1.64%



Capitalisation of Equity Assets



Bond Rating



Yield figures are as at 31/10/2024. Rounding may cause small differences in percentages included in this document.

*Past 12 months' distributions as a % of midshare price, excluding preliminary charge.

**We compare the fund's performance to the FTSE All Share Index, however the portfolio manager is not bound or influenced by the index when making investment decisions.

+AMC is charged to capital for all share classes of this fund which could constrain the potential growth of your investment.

*Synthetic OCF. *The ongoing charges figure (OCF) includes all appropriate costs that may be deducted from the fund's assets, in line with current regulatory and industry guidance. The OCF includes a synthetic element relating to the costs incurred in underlying collective investment undertakings, where permitted by the Prospectus. The OCF is included in the Annual or Interim report and are calculated biannually.